



THE BEST PROTECTION YOU'LL NEVER SEE



ELITE NEXGEN

HIGH GLOSS, SELF HEALING, PAINT PROTECTION



ELITE NEXGEN

HIGH PERFORMANCE SURFACE PROTECTION

INCREDIBLE STAIN RESISTANCE



PremiumShield® **ELITE NEXGEN** lives up to its name. With a stiffer entry-level topcoat this film provides robust protection to a vehicle's paint, whilst also safeguarding against staining from environmental elements.

With PremiumShield® **ELITE NEXGEN** you can feel safe knowing your paint is protected without compromising on quality.

- **Self-healing technology**
- **10 years limited warranty**
- **195 microns thick**
- **Ultra-smooth and high gloss top layer**
- **Elasticity up to 435%**
- **Heals under direct heat application**
- **Scratch, impact and stone chip resistant**

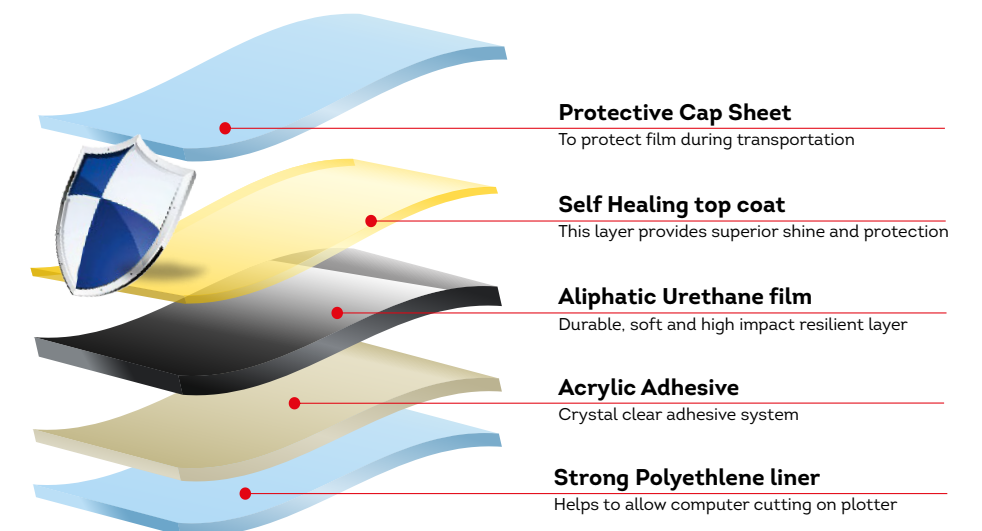
Characteristics

By combining a new, clear top layer with a proven aliphatic polyurethane resin, PremiumShield® **ELITE NEXGEN** is the ideal protective film for any surface. Its superior stain resistance makes it a 'must have' for white cars.



PremiumShield® has already achieved OEM status and is factory mounted on vehicles around the world. However not only cars benefit from the optimal protection that PremiumShield® offers.

Every day cars, trucks, motorcycles, boats and other vehicles worldwide are provided with this high-quality invisible protective layer.



Technical Information	
Type:	Polyurethane
Colour and surface:	High Gloss
Thickness:	195 microns (8 mil)
Elongation - percent (ASTM D882):	400%
Peel (PSTC-101) 3D/RT/SS:	705Nm/25mm
Shear (PSTC-101) 1hr Dwell/SS:	Avg 257 mins/4:28 hr
Gravelometer (SAEJ4000):	Pass (no ruptures)
Outdoor Weathering - 24 months: Arizona 45° South Exposure (Range 35°-105°F)	Pass (no changes)
Chemical resistance: Isopropanol/water 1: 1 Carburettor cleaner (brushing test)	Pass (no effect)

After Care Instructions

NOTE: The film should be left a minimum of 48 hours to allow the pressure sensitive adhesive time to fully cure and all of the moisture to evaporate completely. After the curing process has passed, follow the simple maintenance instructions below.

Cleaning

Always remove contaminants (insect debris, bird droppings, etc.) immediately. If left on the film for a longer period of time, stains can form, just as the acids contained would eventually damage the paint.

Washing & rinsing

We suggest using a twin bucket method, along with a lambswool wash mitt for a gentler clean. If you choose to use a pressure washer, ensure the lance is at least 3 feet away from the surface of the film, avoiding any edges to prevent lifting.

Drying

Use a normal moisture absorbant cloth to dry the film the same as you would the rest of the vehicle.

Scientifically designed to enhance the film, Premium Seal provides an additional level of protection to the films' surface. This should be reapplied every 3-6 months for maximum benefit.

If you wish to maintain your vehicle using alternative products, we recommend avoiding polishes that contain abrasives, petroleum, solvents or that are resin based as this will damage the PPF, always use synthetic based waxes.

Cleaning edges

Over time wax and dust can stick to the film edges. For cleaning, use a regular cotton swab dipped in 70% isopropynol alcohol (IPA or rubbing alcohol) and wipe it AWAY from the edge, NOT towards the edge to remove any residue.

Things to avoid...

Do not use solvent-based cleaners, insect removers, degreasers or other abrasive materials. Polishing equipment may be used, but at low speed and with minimal force.

We recommend that you test on a small area out of sight before proceeding fully.



WWW.PREMIUMSHIELD.COM

All statements, technical data sheets and recommendations published by **PremiumShield®** are based on test results which have been relied upon to be reliable and to respect the tolerances of the equipment used to determine these specific values. We cannot guarantee the precision and completeness thereof and cannot accept any liability in this respect. The reseller and supplier are not liable for injury, loss of profit or damage (s) as a result of the use by or the unsuitability of this product for the buyer. Moreover, neither the seller, nor the producer, nor the supplier are liable for costs incurred during the processing of the product. Before using the product, the user must test its suitability for the intended application. The user is responsible for all possible risks and liabilities in any form as a result of using the product. Any statements or recommendations to the contrary are void or invalid, unless they are published in the technical information or in an agreement signed by an authorized representative of the sales organization, the supplier or the manufacturer.